

DESCUBRA SEU TOM EM APENAS 3 PASSOS!

PASSO 1: IDENTIFIQUE SEU TOM DE PELE



IVORY

Muito claro



BEIGE

Médio



BRONZE

Escuro

PASSO 2: SELECIONE SEU SUBTOM

C = FRIO
cool



Não tem variação de tom com facilidade.

W = QUENTE
warm



Fica bronzeada e iluminada com facilidade após o sol.

N = NEUTRO
neutral



Fica bronzeada com pouca chance de vermelhidão.

DICA: se estiver insegura, comece com o neutro.

PASSO 3: CARTELA DE TONS







Selecione o tom exato dentro da nossa cartela. Quanto maior o número, mais escuro é o tom. Por exemplo:



DESCUBRA SEU TOM ACESSANDO

QUIZDABASE
quizdabasemarykay.com.br

ENCONTRE SEU TOM E COMBINE SEUS PRODUTOS MARY KAY!

|  Base Timewise 3D |  Base Matte At Play |  CC Cream |  Pó Mineral Compacto |  Corretivo Perfecting Concealer |  Pó Finalizador Acabamento Acotinado |
|--|--|--|---|--|---|
| Ivory C 100 | Very Light | Very Light | Ivory 2 | Light Ivory | Light Ivory |
| Ivory C 110 | Very Light | Very Light | Ivory 2 | Light Ivory | Light Ivory |
| Ivory W 130 | Light | Very Light | Ivory 2 | Deep Ivory | Light Medium Ivory |
| Ivory N 140 | Very Light | Very Light | Ivory 2 | Deep Ivory | Light Medium Ivory |
| Ivory W 150 | Light | Very Light | Ivory 2 | Deep Ivory | Light Medium Ivory OU Medium Ivory |
| Ivory N 160 | Light to Medium | Very Light | Beige 1 | Deep Ivory | Medium Ivory |
| Beige W 100 | Medium | Very Light | Beige 1 | Light Beige | Medium Ivory OU Deep Ivory |
| Beige C 110 | Light to Medium | Very Light | Beige 1 | Light Beige | Deep Ivory |
| Beige C 120 | Light to Medium | Light to Medium | Beige 1 | Light Beige | Deep Ivory |
| Beige C 130 | Light Tan | Light to Medium | Beige 1 | Light Beige | Deep Ivory OU Light Beige |
| Beige C 140 | Soft Medium | Light to Medium | Beige 1 | Light Beige | Light Beige |
| Beige N 150 | Soft Medium | Light to Medium | Beige 1 | Light Beige | Light Beige |
| Beige W 160 | Medium to Deep | Medium to Deep | Beige 1 | Light Beige | Light Beige OU Light Medium Beige |
| Beige C 170 | Medium | Medium to Deep | Beige 1 | Light Beige | Light Medium Beige |
| Beige W 180 | Light Tan | Medium to Deep | Beige 2 | Light Beige | Light Medium Beige |
| Beige N 190 | Light Tan | Medium to Deep | Beige 2 | Light Beige | Light Medium Beige OU Medium Beige |
| Beige N 200 | Medium to Deep | Medium to Deep | Beige 2 | Light Beige | Medium Beige |
| Beige N 210 | Light Tan | Medium to Deep | Beige 2 | Light Beige | Medium Beige |
| Beige C 220 | Medium | Medium to Deep | Beige 2 | Light Beige | Deep Beige |
| Bronze W 100 | Deep Tan | Medium to Deep | Bronze 1 | Deep Beige | Deep Beige |
| Bronze W 110 | Deep Tan | Medium to Deep | Beige 2 | Deep Beige | Deep Beige |
| Bronze W 120 | Deep Tan | Deep | Bronze 1 | Deep Beige | Light Bronze |
| Bronze W 130 | Deep Tan | Deep | Bronze 1 | Light Bronze | Light Bronze |
| Bronze W 140 | Dark Tan | Deep | Bronze 1 | Light Bronze | Light Medium Bronze |
| Bronze W 150 | Dark Tan | Deep | Bronze 2 | Light Bronze | Light Medium Bronze |
| Bronze C 160 | Deep | Deep | Bronze 2 | Deep Bronze | Medium Bronze |
| Bronze C 170 | Deep | Deep | Bronze 2 | Deep Bronze | Medium Bronze |
| Bronze C 180 | Deep | Deep | Bronze 2 | Deep Bronze | Deep Bronze |



CORES BASE TIMEWISE 3D

